




TOX®-Production Systems in Action – Automotive



1 Door component



5 Steering



6 Crossmember



2 Fender
Fastening element



3 Engine hood

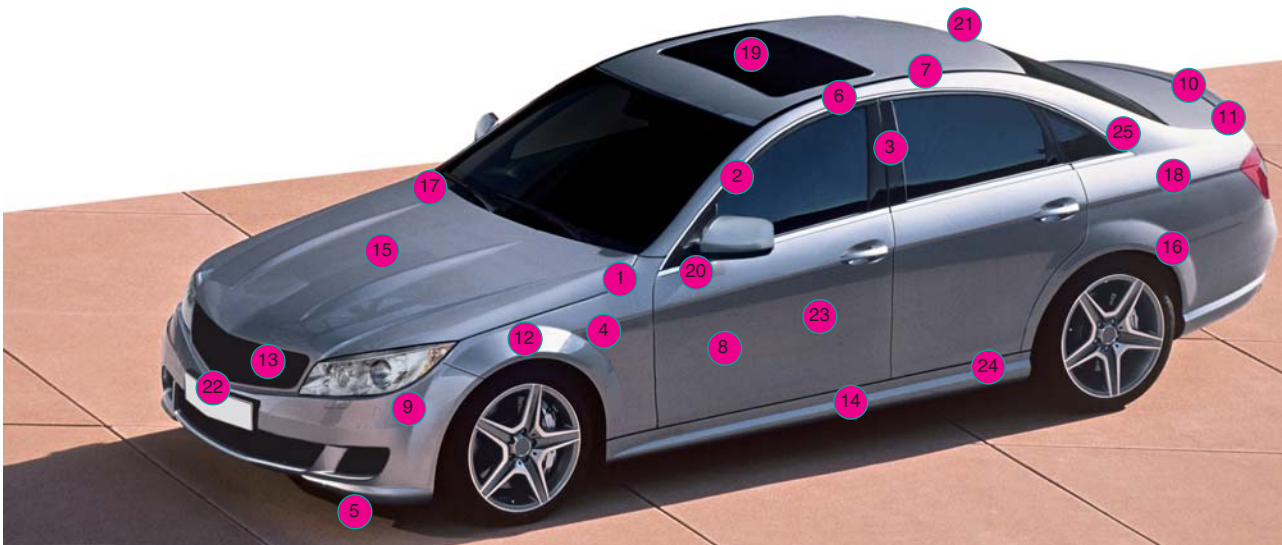


4 Reinforcement
brackets



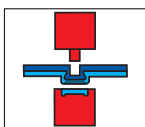
7 Filter housing

TOX® PRESSOTECHNIK – Around the car worldwide

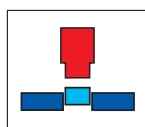


“Body components”

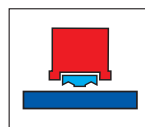
2 A-Pillar	Clinching	* Hood latch	Clinching
1 Antenna hole	Punching	14 Longitudinal chassis beam	Punching
3 B-Pillar	Clinching	20 Mirror bracket	Clinching
22 Bumper	Punching, Bending	13 Radiator	Punching, Notching
25 Convertible top storage compartment	Clinching	* Rear closure panel	Clinching
* Door	Clinching, Punching, Nut insertion, Coining, Forming, Piercing, Projection Welding Stamping	10 Rear hatch	Clinching, Punching
	Clinching	6 Roof / Roof frame	Clinching, Punching, Projection Welding Stamping
24 Door jam, Door sealant bracket	Clinching	7 Roof channel	Punching
12 Fender	Clinching, Punching, Nut insertion	18 Side panels	Clinching, Punching
5 Floor panel	Punching	21 Spoiler / Spoiler bracket	Punching, Pierce nuts
9 Front bumper	Clinching, Punching, Fastener-Insertion	19 Sun roof	Clinching
11 Hatchback, trunk lid	Clinching, Punching, Pierce nuts	* Tail light board	Clinching
15 Hood	Clinching, Punching, Pierce nuts, Studs Insertion, Fastener-Insertion	* Tunnel	Punching
17 Hood hinges	Punching, Fastener-Insertion	4 Turn signal hole	Punching
		* Underbody section / platform	Punching
		8 Window lift actuator track	Clinching
		16 Wheel well	Clinching, Punching



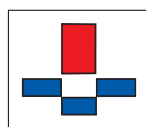
Clinching




Assembling



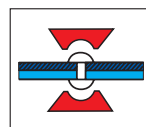
Inserting



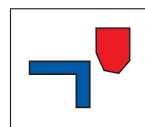
Punching



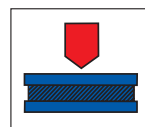
Coining



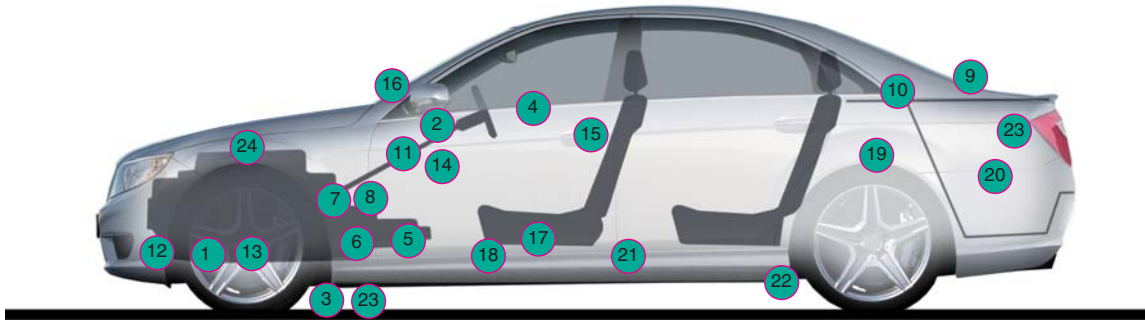
Riveting



Bending



Pressing



“Interior and Powertrain Components”

1 ABS signal pin	Bending, Assembling	8 Gearbox bearing	Assembling
2 Airbag housing	Clinching	* Gear shift housing	Clinching
* Axle bearing	Assembling	* Hand brake	Clinching
* Axle drive shaft housing	Assembling	* Headlight beam panel (xenon and fog)	Clinching
22 Car jack adapter	Clinching, Bending	* Heat barrier (catalyzer)	Clinching
* Circuit board	Clinching, Fastener-Insertion	* Heat shield	Clinching
* Clutch housing	Clinching	* Hose clamp	Clinching
21 Crossbar mounting	Clinching	* Radiator tank	Punching
24 Cylinder head	Assembling	14 Radio housing	Clinching
* Dash panel	Clinching	10 Rear deck	Pierce nuts
* Disc brake dust shield	Clinching	18 Seat adjuster	Clinching, Punching
* Door stop (check-arm)	Clinching	17 Seat shell, seat frame, seat reinforcement, seat side frame	Clinching
* Engine shield	Clinching	19 Ski hatch (from trunk)	Clinching
* Engine control housing	Clinching	* Starter battery housing	Edging
12 Engine mount	Clinching	11 Steering column	Clinching, Punching
* Exhaust pipe	Clinching	* Suspension mounting	Punching
* Fan clutch	Clinching	* Trunk floor, battery box	Clinching
* Filter bowl	Clinching, ClinchRivet	9 Tie down rings for cargo	Bending
3 Floorboard	Punching	23 Warning triangle mount	Clinching
5 Foot pedal	Clinching	* Water pump housing	Assembling
* Fuel filter	Assembling	15 Well/Lock reinforcement	Punching, Coining
* Fuel injection pump	Assembling	13 Wheel bearing	Assembling
* Fuel tank latch	Clinching	* Wheel rim	Clinching
20 Fuel tank opening and fuel tank	Clinching, Punching	4 Window lifter, window track	Clinching, Fastener-Insertion
6 Gas pedal, pedal	Assembling, Coining	16 Windshield wiper moun- tings and motor housing	Clinching
7 Gear, gear box	Clinching, Punching, Assembling		

*** ... and many more! What can we do for you?**



Product Range

TOX®-Powerpackage



TOX®-PowerKurver



TOX®-ElectricDrive



TOX®-FinePress



TOX®-Presses



TOX®-Controls
TOX®-Monitoring



TOX®-Joining-
Systems



TOX®-Tongs



TOX®-Punching
TOX®-Coining



TOX®-Press-Fitting



TOX®-Production
Systems



TOX® PRESSOTECHNIK GMBH & CO. KG
Riedstrasse 4
D-88250 Weingarten
Tel. +49 (0) 7 51 / 50 07-0
Fax +49 (0) 7 51 / 5 23 91
E-Mail: info@tox-de.com
www.tox-en.com